

EAST HERTS COUNCIL

ENVIRONMENT SCRUTINY COMMITTEE – 11 JUNE 2013

ENVIRONMENT SCRUTINY HEALTHCHECK – JANUARY 2013 TO
APRIL 2013 AND PERFORMANCE OUTTURNS

REPORT BY THE CHIEF EXECUTIVE AND DIRECTOR OF CUSTOMER
AND COMMUNITY SERVICES

WARD (S) AFFECTED: All

Purpose/Summary of Report:

To set out a report on the performance of the key indicators that relate to Environment Scrutiny for the period January 2013 to April 2013 and the 2012/13 performance outturns.

RECOMMENDATION FOR SCRUTINY MEMBERS:

That:

(A) the reported performance for the period January 2013 to April 2013 and the 2012/13 performance outturns be received; and

(B) the Executive be advised of any further recommendations.

1.0 Background

1.1 This is a performance report relevant to the Environment Scrutiny terms of reference covering the period January 2013 to April 2013 and the 2012/13 performance outturns.

1.2 The report contains a breakdown of the following information by each Corporate Priority:

- An overview of performance, in particular where there have been issues and remedial actions taken during the period. Should members want more detailed information on a specific month, they should refer to that month's Executive Corporate Healthcheck report available on the council website.
- The indicators where data is collected monthly, with performance for April 2013 presented in detail (the most up to date available)




with previous months summarised in a trend chart.



- The indicators where data is collected annually, with performance for 2012/13 detailed in **Essential Reference Paper ‘C’**

1.4 All Councillors have access to Covalent (the Council’s performance management system), should they wish to interrogate the full range of performance indicators. The Performance Team are able to provide support and training on using the Covalent system if required.

1.5 **Essential Reference Paper ‘B’** shows the full set of performance indicators that are reported on a monthly basis to this committee. Essential Reference Paper B has been sorted by status e.g. all performance indicators that are ‘red’ are listed first etc. **Essential Reference Paper ‘C’** shows the 2012/13 performance outturns for performance indicators specific to Environment Scrutiny.

The codes used in relation to performance indicator monitoring are as follows:

Status	
	This PI is 6% or more off target.
	This PI is 1-5% off target.
	This PI is on target.

Short Term Trends	
	The value of this PI has changed in the short term.
	The value of this PI has not changed in the short term.

2.0 Report – Indicators grouped by Corporate Priority

Place

Performance analysis

2.1 **EHPI 157a - Processing of planning applications: ‘Major’ applications.** There is no performance to report for this month as Development Control Committee was not held in April, therefore no major decisions were determined. This means that some applications may get carried over to May’s committee meeting which could affect May’s performance.

2.2 **EHPI 2.1e - Planning Enforcement: Service of formal Notices.** There is no performance to report for this month as no notices were

served in April.

- 2.3 **NI 191 – Residual household waste per household and NI 192 - Percentage of household waste sent for reuse, recycling and composting.** The April performance data for these indicators were not available for inclusion in this report, however the data for this period will be verbally reported by the Chief Executive and Director of Customer and Community Services at the Environment Scrutiny meeting on 11 June 2013.
- 2.4 The following indicators were 'Green', meaning that the targets were either met or exceeded for April 2013. They were:
- EHPI 2.1d – Planning Enforcement: Initial Site Inspections.
 - EHPI 2.2(45) – Number of collections missed per 100,000 collections of household waste
 - EHPI 2.23 – Planning decisions delegated to officers
 - EHPI 2.4 – Fly-tips: Removal
 - EHPI 218a – Abandoned Vehicles – % investigated within 24 hours
 - EHPI 218b – Abandoned Vehicles – % removed within 24 hours of required time
 - EHPI 157b – Processing of planning applications: 'Minor' applications.
 - EHPI 157c – Processing of planning applications: Other applications.

Please refer to **Essential Reference Paper 'B'** for full details.

Prosperity

Performance analysis

- 2.5 The following indicators were 'Green', meaning that the targets were either met or exceeded for April 2013. They were:
- EHPI 6.8 – Turnaround of pre NTO PCN challenges
 - EHPI 6.9 – Turnaround of NTO Representations

Please refer to **Essential Reference Paper 'B'** for full details.

Unit Cost Indicators

- 2.6 2012/13 unit cost data for the following indicators are not currently

available, as the outturns can only be calculated after the 2012/13 financial accounts have closed. The purpose of the unit cost indicators are to provide trend information on service cost, to enable Heads of Service to help manage service budgets effectively and drive out efficiencies. All unit cost outturns are reported to Members through the Corporate Healthcheck process, once the Council's budget has been finalised:

- EHPI 8.28 – Net cost of Development Control per application
- EHPI 8.30 – Net cost of Building Control per inspection
- EHPI 8.47 – Net cost of Street Cleaning per annual linear kilometres cleansed
- EHPI 8.48 – Net cost of Domestic Refuse Collection per the number of properties
- EHPI 8.49 – Net cost of Recycling per the number of collections per annum
- EHPI 86 – Cost of household waste collection

CONCLUSION

2.7 In conclusion Members are asked to:

- Note the performance indicator analysis for the period January 2013 to April 2013 in **Essential Reference Paper 'B'**
- Note the 2012/13 performance outturns in **Essential Reference Paper 'C'**
- Agree the recommendations at the start of this report.

3.0 **Implications/Consultation**

3.1 Information on any corporate issues and consultation associated with this report can be found within **Essential Reference Paper 'A'**.

Background Papers:

- 2012/13 Estimates and Future Targets Report – Executive 5 March 2013.

Should members require any guidance notes or Performance Indicator definitions please contact a member of the Performance team in the contacts listed below.

Contact member:

Councillor Malcolm Alexander – Executive Member for Community Safety and Environment.

Councillor Paul Phillips – Executive Member for Economic Development.

Contact Officer:

Ceri Pettit – Corporate Planning and Performance Manager

Contact Tel Ext No 2240

ceri.pettit@eastherts.gov.uk

Report Author:

Karl Chui – Performance Monitoring Officer

Contact Tel Ext No 2243

karl.chui@eastherts.gov.uk